


MAROC

HISTORIC RALLY



LEG 6

//Sidi Ifni/Legzira
>>Agadir/ Paradis Plage//
FRIDAY/ 15 MAY 2026

Sector	TC	Itinerary	Km.		Target Time	AVS	Due Time 1st Car
			SS	Liaison			
43	27B	Sidi Ifni – Stage Start					9:00
	28	Route 38		31,59	0:40	47,4	9:40
	SS28	Mesti/ Sidi Ifni	33,08		0:04		9:44
44	28A	Route 39		32,52	1:20	49,2	11:04
45		Regroup – Legzira			0:30		
46	28B	Regroup Out					11:34
	29	Route 40		89,67	1:40	53,8	13:14
	SS29	Massa	9,50		0:04		13:18
47	29A	Paradis Plage – Rally Finish		95,07	2:22	44,2	15:40
<i>Total</i>			42,58	248,85		291,43	
<i>Total MHR 26</i>			405,63	1.021,68		1.427,31	

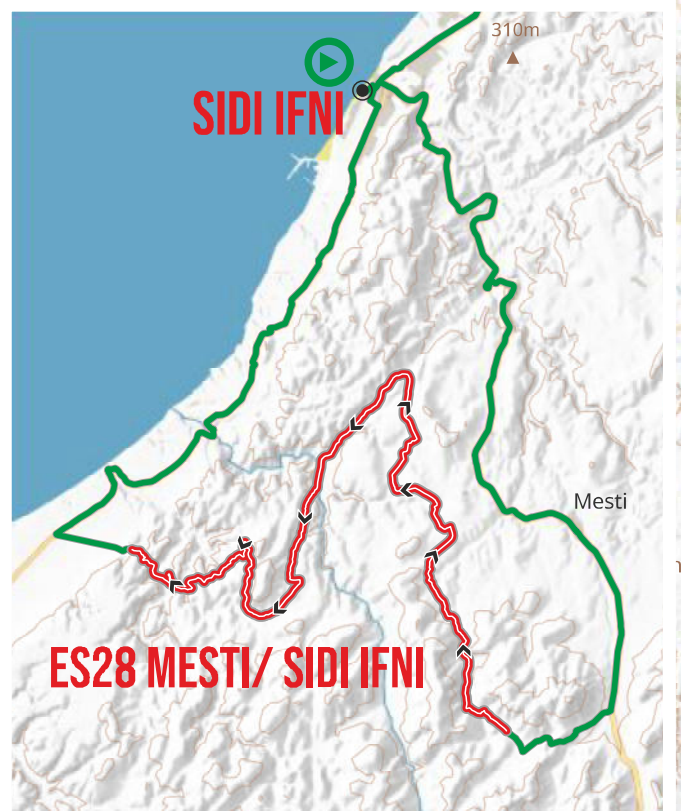
Vs. 2 – 18/4/26

PARADIS PLAGÉ



Friday, 15 May 2026

Leg 6



SIDI IFNI

ES28 MESTI/ SIDI IFNI

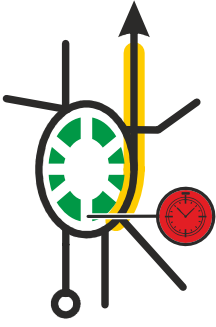

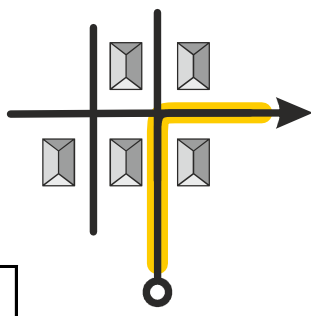

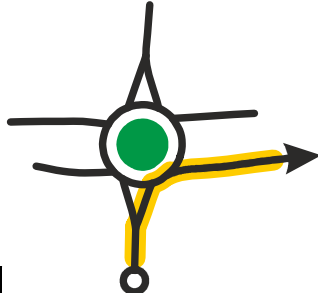

0 5 10 15 20 km

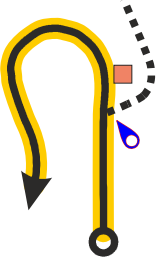
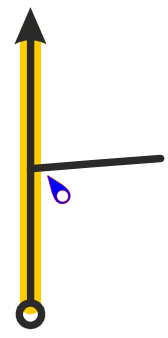
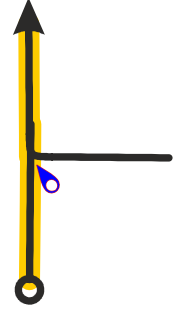
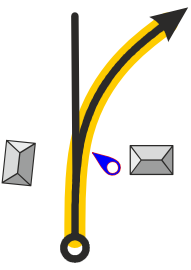
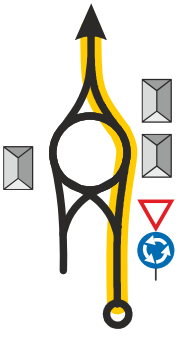
ES – Special Stage Route

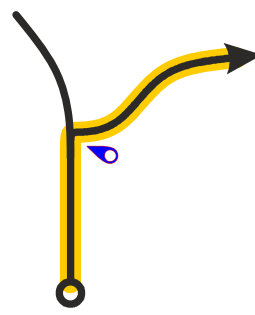
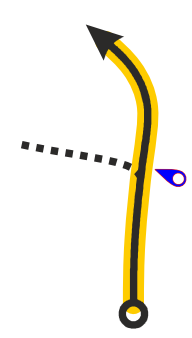
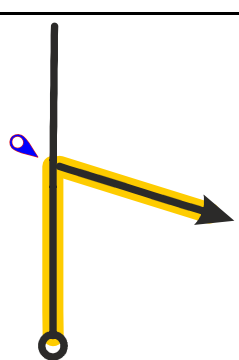






A series of horizontal dashed lines for writing, spanning the width of the page.

Date	FRIDAY 15/05/2026		TC	27B SIDI IFNI		Distance Km	31,59		
Section	12		TC	28 MESTI		Target Time	0:40		
Sector	43						Average Km/h	47,4	
Distance			Direction	T G	Information	Dist. Repr.			
Total	Partial								
0,00	0,00	1				31,59	N29 22.825 W10 10.582		
0,29	0,29	2				31,30	N29 22.928 W10 10.452		
0,42	0,13	3				31,17	N29 22.881 W10 10.427		
0,69	0,27	4				30,90	N29 22.983 W10 10.325		
0,97	0,28	5				30,62	N29 22.918 W10 10.173		
9,87									

Date	FRIDAY 15/05/2026		TC	27B SIDI IFNI		Distance Km	31,59		
Section	12		TC	28 MESTI		Target Time	0:40		
Sector	43						Average Km/h	47,4	
Distance		Direction	T G	Information				Dist. Repr.	
Total	Partial								
10,84	9,87	6		N29 19.721 W10 8.339				20,75	
18,84	8,00	7		N29 16.010 W10 7.283				12,75	
20,73	1,89	8		N29 16.323 W10 8.191				10,86	
20,90	0,17	9		N29 16.030 W10 7.168				10,69	
21,88	0,98	10		N29 15.742 W10 6.687				9,71	
5,78		MAROC HISTORIC RALLY 2026							

Date	FRIDAY 15/05/2026		TC	27B SIDI IFNI		Distance Km	31,59		
Section	12		TC	28 MESTI		Target Time	0:40		
Sector	43						Average Km/h	47,4	
Distance			Direction	T G	Information	Dist. Repr.			
Total	Partial								
27,66	5,78	11			N29 12.840 W10 6.043	3,93			
27,84	0,18	12			N29 12.809 W10 6.144	3,75			
30,91	3,07	13			N29 12.178 W10 7.661	0,68			
31,59	0,68	14			 28 N29 12.456 W10 7.902	0,00			
----- ----- ----- -----									



Friday, 15 May 2026
Leg 6

H. J. J. J.
FOREVER



Renault Group



SS28 Mesti/ Sidi Ifni

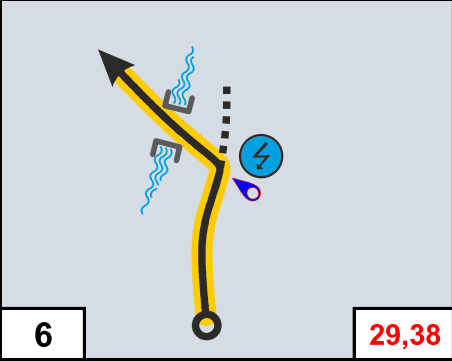
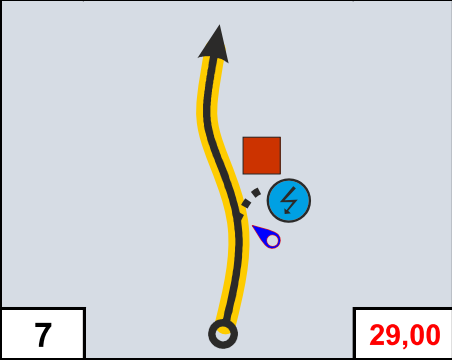
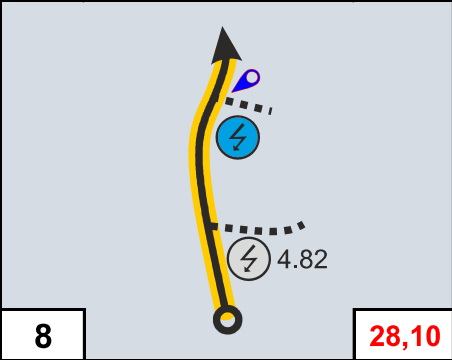
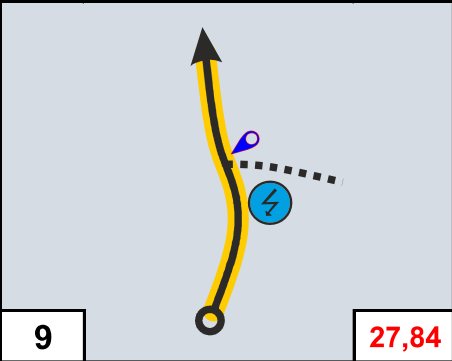
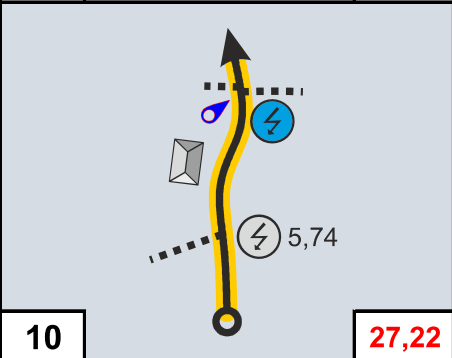
km. 33,08

0 0,5 1 1,5 2 km
— ES - Special Stage
— Route

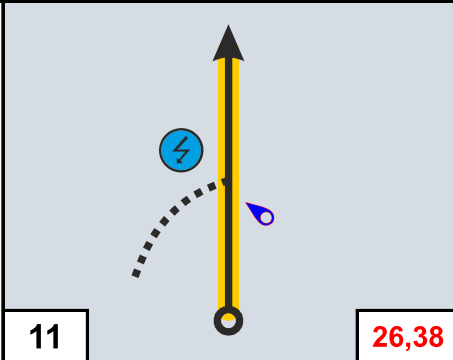
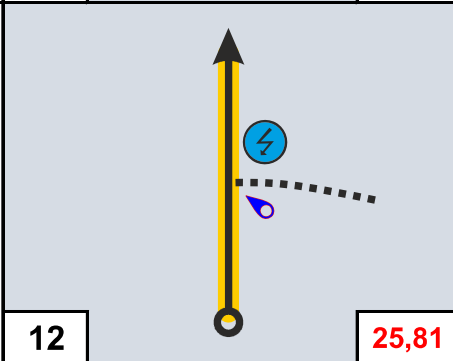
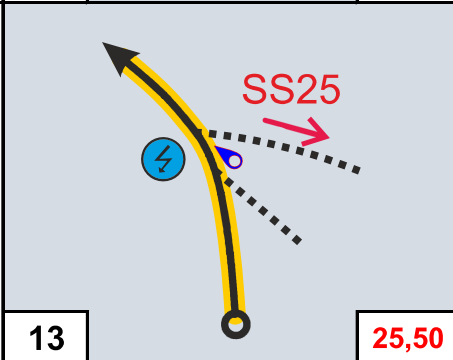
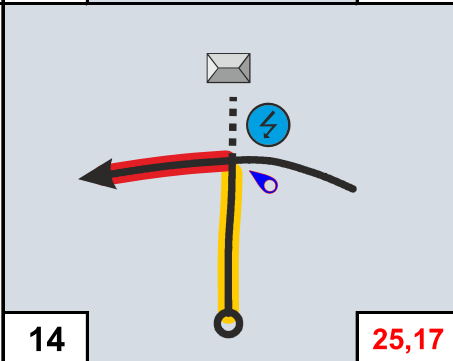
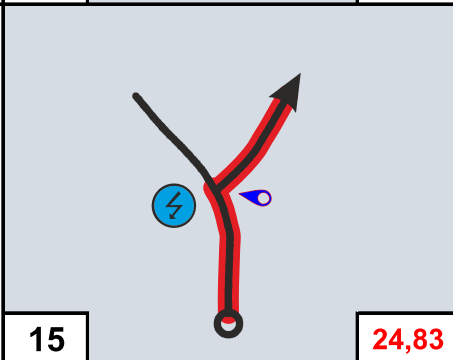


Date	SATURDAY 09/05/2026		TC	28 MESTI		Distance Km	65,60	
Section	12		TC	28A REGROUP IN – LEGZIRA		Target Time	1:20	
Sector	44		SS	28 MESTI/ SIDI IFNI		Km	33,08	
Average Km/h		49,2						
Distance		Direction		T G	Information		Dist. Repr.	
Total	Partial							
0,00	0,00						65,60	
		1		33,08	N29 12.512 W10 7.973			
0,21	0,21						65,39	
		2		32,87	N29 12.595 W10 8.074			
0,53	0,32						65,07	
		3		32,55	N29 12.698 W10 8.233			
1,67	1,14						63,93	
		4		31,41	N29 12.943 W10 8.709			
2,94	1,27						62,66	
		5		30,14	N29 13.612 W10 8.668			
0,76		MAROC HISTORIC RALLY 2026						

28

Date	SATURDAY 09/05/2026		TC	28 MESTI		Distance Km	65,60	
Section	12		TC	28A REGROUP IN – LEGZIRA		Target Time	1:20	
Sector	44		SS	28 MESTI/ SIDI IFNI		Km	33,08	
Average Km/h		49,2						
Distance		Direction		T G	Information		Dist. Repr.	
Total	Partial							
3,70	0,76			6	5	N29 13.967 W10 8.721		61,90
4,08	0,38			7	6	N29 14.124 W10 8.866		61,52
4,98	0,90			8	7	N29 14.505 W10 9.111		60,62
5,24	0,26			9	8	N29 14.629 W10 9.173		60,36
5,86	0,62			10	9	N29 14.911 W10 9.367		59,74
	0,84							









28

Date		TC 28 MESTI		Distance Km	
SATURDAY 09/05/2026				65,60	
Section		TC 28A REGROUP IN – LEGZIRA		Target Time	
12				1:20	
Sector		SS 28 MESTI/ SIDI IFNI		Average Km/h	
44				49,2	
Distance		Direction		Information	
Total	Partial				
6,70	0,84	11		10	N29 15.311 W10 9.353
7,27	0,57	12		11	N29 15.523 W10 9.104
7,58	0,31	13		12	N29 15.643 W10 8.975
7,91	0,33	14		13	30 SZ START
8,25	0,34	15		14	30 SLOW ZONE

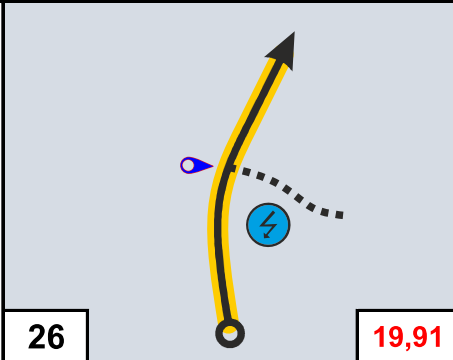

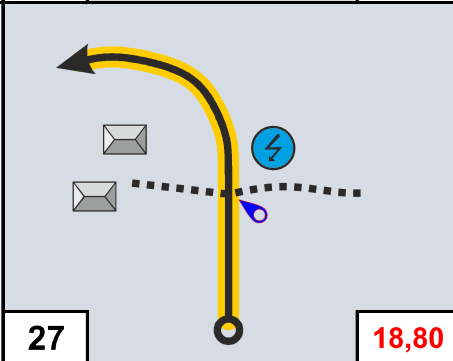

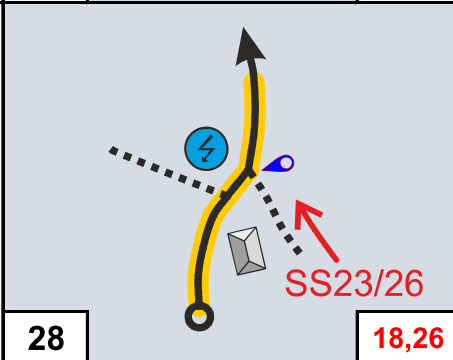

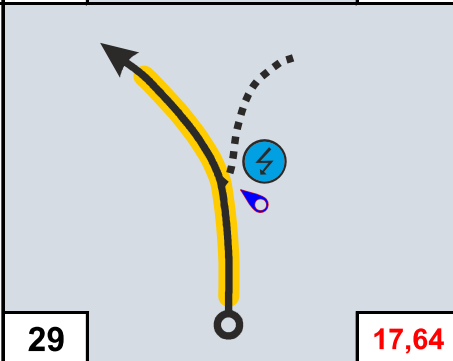

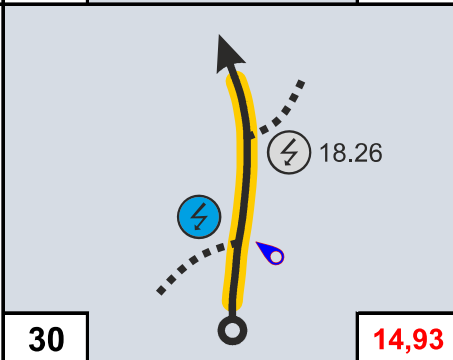

28

0,20

MAROC HISTORIC RALLY 2026

Date		TC 28 MESTI		Distance Km	
SATURDAY 09/05/2026				65,60	
Section		TC 28A REGROUP IN – LEGZIRA		Target Time	
12				1:20	
Sector		SS 28 MESTI/ SIDI IFNI		Average Km/h	
44				49,2	
Distance		Direction		Information	
Total	Partial				
11,71	0,76	21	21,37	 20 N29 17.010 W10 9.888	53,89
12,07	0,36	22	21,01	 21 N29 17.151 W10 9.790	53,53
12,19	0,12	23	20,89	 22  N29 17.174 W10 9.733	53,41
12,28	0,09	24	20,80	 23  N29 17.194 W10 9.691	53,32
12,39	0,11	25	20,69	 24  N29 17.223 W10 9.633	53,21
	0,78				

28

Date	SATURDAY 09/05/2026		TC	28 MESTI		Distance Km	65,60		
Section	12		TC	28A REGROUP IN – LEGZIRA		Target Time	1:20		
Sector	44		SS	28 MESTI/ SIDI IFNI		Km	33,08		
Average Km/h		49,2							
Distance		Direction		T G	Information		Dist. Repr.		
Total	Partial								
13,17	0,78				 25	N29 17.589 W10 9.859		52,43	
		26	19,91						
14,28	1,11				 26	N29 18.169 W10 9.763		51,32	
		27	18,80						
14,82	0,54				 27	N29 18.249 W10 9.996		50,78	
		28	18,26						
15,44	0,62				 28	N29 18.025 W10 10.267		50,16	
		29	17,64						
18,15	2,71				 29	N29 16.957 W10 11.284		47,45	
		30	14,93						
	0,54								

28

Date	SATURDAY 09/05/2026		TC	28 MESTI		Distance Km	65,60	
Section	12		TC	28A REGROUP IN – LEGZIRA		Target Time	1:20	
Sector	44		SS	28 MESTI/ SIDI IFNI		Km	33,08	
Average Km/h		49,2						
Distance		Direction	T G	Information		Dist. Repr.		
Total	Partial							
18,69	0,54					46,91		
		31	14,39		N29 16.713 W10 11.427			
19,24	0,55					46,36		
		32	13,84		N29 16.422 W10 11.490			
20,23	0,99					45,37		
		33	12,85		N29 15.951 W10 11.705			
22,16	1,93					43,44		
		34	10,92		N29 14.964 W10 11.983			
22,46	0,30					43,14		
		35	10,62		N29 14.952 W10 11.803			
	0,75	MAROC HISTORIC RALLY 2026						




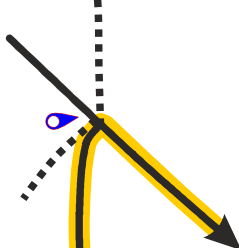

28

Date	SATURDAY 09/05/2026		TC	28 MESTI		Distance Km	65,60	
Section	12		TC	28A REGROUP IN – LEGZIRA		Target Time	1:20	
Sector	44		SS	28 MESTI/ SIDI IFNI		Km	33,08	
Average Km/h		49,2						
Distance		Direction		T G	Information		Dist. Repr.	
Total	Partial							
23,21	0,75						42,39	
		36	9,87		N29 14.631 W10 12.064			
23,62	0,41						41,98	
		37	9,46		N29 14.458 W10 12.217			
23,93	0,31						41,67	
		38	9,15		N29 14.387 W10 12.383			
24,76	0,83						40,84	
		39	8,32		N29 14.532 W10 12.811			
25,92	1,16						39,68	
		40	7,16		N29 15.125 W10 12.755			
1,63								

28

Date		SATURDAY 09/05/2026		TC 28 MESTI		Distance Km 65,60	
Section		12		TC 28A REGROUP IN – LEGZIRA		Target Time 1:20	
Sector		44		SS 28 MESTI/ SIDI IFNI		Km 33,08	
Average Km/h		49,2					
Distance		Direction		T G		Information	
Total	Partial					Dist. Repr.	
27,55	1,63			40		38,05	
		41	5,53	N29 15.358 W10 12.925			
29,25	1,70			41		36,35	
		42	3,83	N29 14.986 W10 13.690			
29,53	0,28			42		36,07	
		43	3,55	N29 14.942 W10 13.839			
30,30	0,77			43		35,30	
		44	2,78	N29 14.828 W10 14.070			
30,80	0,50			44		34,80	
		45	2,28	N29 15.046 W10 14.225			
1,98		MAROC HISTORIC RALLY 2026					


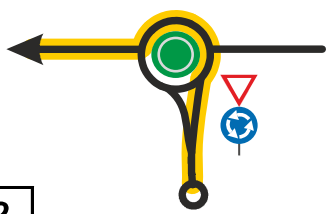
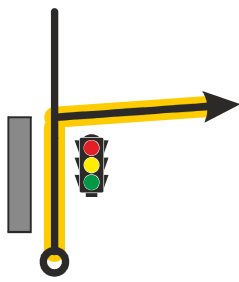


28

Date		TC 28 MESTI		Distance Km	
SATURDAY 09/05/2026				65,60	
Section		TC 28A REGROUP IN – LEGZIRA		Target Time	
12				1:20	
Sector		SS 28 MESTI/ SIDI IFNI		Average Km/h	
44				49,2	
Distance		Direction		Information	
Total	Partial				
32,78	1,98	46	0,30	 45 N29 15.393 W10 14.745	32,82
33,08	0,30	47	0,00	 N29 15.440 W10 14.912	32,52
33,36	0,28	48		 N29 15.423 W10 15.060	32,24
35,43	2,07	49		 N29 15.682 W10 16.303	30,17
51,80	16,37	50		 N29 21.243 W10 10.848	13,80

28

0,16

MAROC HISTORIC RALLY 2026

Date	SATURDAY 09/05/2026		TC	28 MESTI		Distance Km	65,60		
Section	12		TC	28A REGROUP IN – LEGZIRA		Target Time	1:20		
Sector	44						Average Km/h	49,2	
Distance		Direction	T G	Information				Dist. Repr.	
Total	Partial								
51,96	0,16	51						13,64	
						N29 21.326 W10 10.824			
54,43	2,47	52						11,17	
						N29 22.588 W10 10.355			
54,72	0,29	53						10,88	
						N29 22.680 W10 10.489			
55,13	0,41	54						10,47	
						N29 22.869 W10 10.425			
55,40	0,27	55						10,20	
						N29 22.982 W10 10.324			

28

0,50

Date	SATURDAY 09/05/2026		TC	28 MESTI		Distance Km	65,60		
Section	12		TC	28A REGROUP IN – LEGZIRA		Target Time	1:20		
Sector	44						Average Km/h	49,2	
Distance			Direction	T G	Information	Dist. Repr.			
Total	Partial								
55,90	0,50	56			N29 23.163 W10 10.109	9,70			
57,18	1,28	57			N29 23.540 W10 9.464	8,42			
64,86	7,68	58			N29 26.506 W10 6.525	0,74			
65,60	!! 0,74	59			 28A N29 26.600 W10 6.964	0,00			
----- ----- ----- -----									



A series of horizontal dashed lines for writing, spanning the width of the page.



Friday, 15 May 2026

Regroup

Legzira

Sector 45



29°26'36.9"N 10°06'58.4"W

Regroup
Area



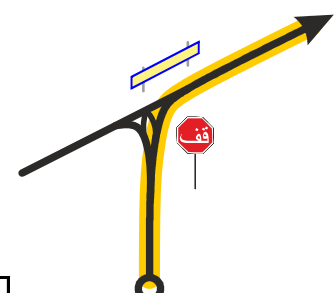

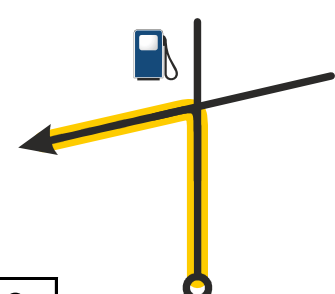


TC 28A

TC 28B




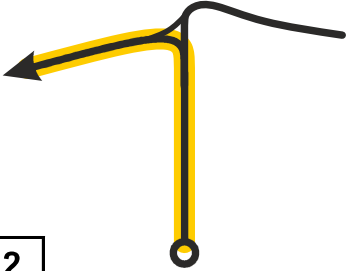

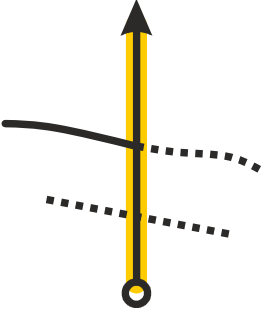
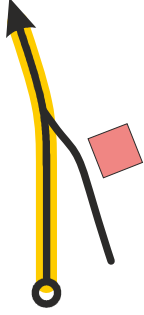
Date	FRIDAY 15/05/2026		TC	28B REGROUP OUT – LEGZIRA		Distance Km	89,67		
Section	13		TC	29 MASSA		Target Time	1:40		
Sector	46						Average Km/h	53,8	
Distance			Direction	T G	Information	Dist. Repr.			
Total	Partial								
0,00	0,00	1				89,67			
					N29 26.599 W10 6.964				
0,75	0,75	2				88,92			
					N29 26.511 W10 6.524				
21,02	20,27	3				68,65			
					N29 34.453 W10 2.206				
21,67	0,65	4				68,00			
					N29 34.784 W10 2.109				
28,56	6,89	5				61,11			
					N29 37.901 W10 0.404				


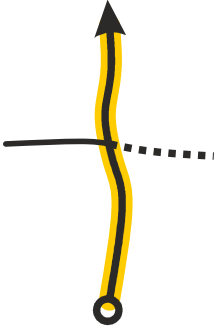

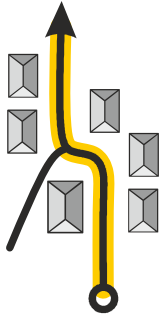

6,48

Date		FRIDAY 15/05/2026		TC 28B REGROUP OUT – LEGZIRA		Distance Km	89,67
Section		13		TC 29 MASSA		Target Time	1:40
Sector		46				Average Km/h	53,8
Distance				Direction	T G	Information	Dist. Repr.
Total	Partial						
35,04	6,48	6			N29 40.508 W9 58.052	54,63	
55,37	20,33	7			N29 48.209 W9 49.611	34,30	
57,45	2,08	8			N29 47.652 W9 48.556	32,22	
61,49	4,04	9			N29 49.115 W9 46.984	28,18	
71,76	10,27	10			N29 53.238 W9 42.991	17,91	

1,40

MAROC HISTORIC RALLY 2026

Date	FRIDAY 15/05/2026		TC	28B REGROUP OUT – LEGZIRA		Distance Km	89,67		
Section	13		TC	29 MASSA		Target Time	1:40		
Sector	46						Average Km/h	53,8	
Distance			Direction	T G	Information	Dist. Repr.			
Total	Partial								
73,16	1,40	11			N29 53.104 W9 42.147	16,51			
74,09	0,93	12			N29 52.949 W9 41.616	15,58			
82,01	7,92	13			N29 56.746 W9 39.558	7,66			
82,49	0,48	14			N29 56.823 W9 39.287	7,18			
83,08	0,59	15			N29 56.911 W9 38.968	6,59			
0,83									

Date	FRIDAY 15/05/2026		TC	28B REGROUP OUT – LEGZIRA		Distance Km	89,67		
Section	13		TC	29 MASSA		Target Time	1:40		
Sector	46						Average Km/h	53,8	
Distance			Direction	T G	Information	Dist. Repr.			
Total	Partial								
83,91	0,83	16			N29 57.266 W9 39.258	5,76			
84,78	0,87	17			N29 57.553 W9 39.528	4,89			
85,01	0,23	18			N29 57.666 W9 39.579	4,66			
85,43	0,42	19			N29 57.532 W9 39.774	4,24			
88,86	3,43	20			N29 57.673 W9 41.475	0,81			
0,81		MAROC HISTORIC RALLY 2026							



Friday, 14 May 2026
Leg 6



Renault Group

SS29 Massa

km. 9,50

Aghrémze
ⵏⴰⵔⵉⵎⴻⴷⵉ
أغريمز

Imallalen
ⵉⵎⴰⵍⴰⵍⵉⵏ
إيمالان

Ait Souk
ⵉⵢⵜ ⵓⵙⵓⵎ
السوق

Idawloun
ⵉⵔⴰⵎⴰⵏ
واللون

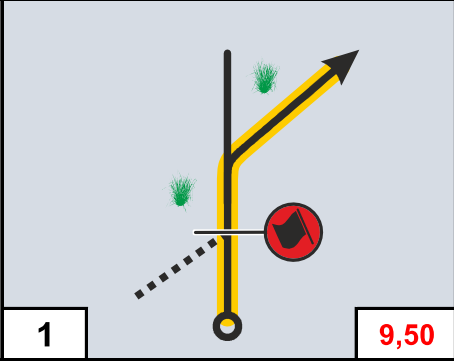



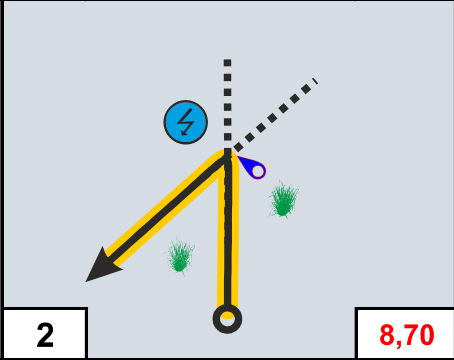

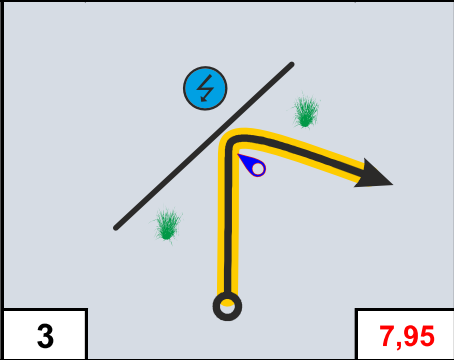

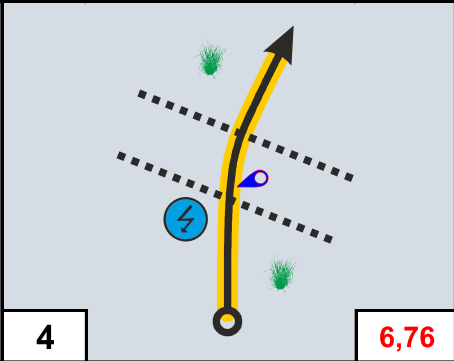

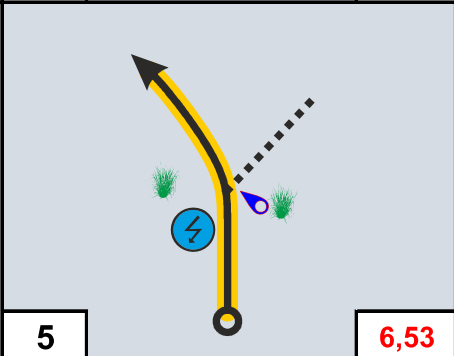

Igrar Lgadrou
ⵉⵎⴰⵔⵉⵎⴰⵏ ⵉⵎⴰⵔⵉⵎⴰⵏ
إكرار الكدور

Ifenta
ⵉⵑⵏⵜⴰ
إفنتا

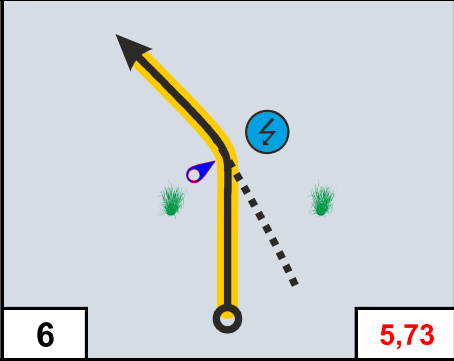

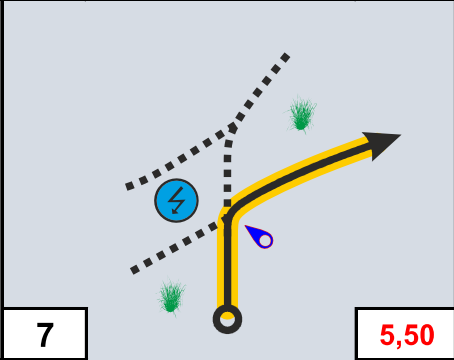

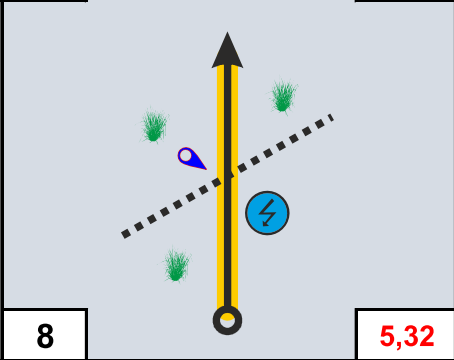

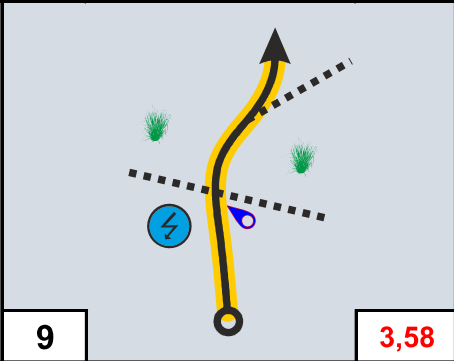

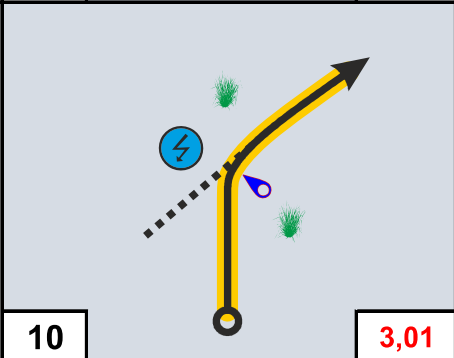



ES – Special Stage Route



Date	FRIDAY 15/05/2026	TC	29 MASSA	Distance Km	104,57	
Section	13	TC	29A PARADIS PLAGÉ – RALLY FINISH	Target Time	2:22	
Sector	47	SS	29 MASSA	Km	9,50	
Distance		Direction		T G	Information	
Total	Partial				Dist. Repr.	
0,00	0,00	1		9,50	   N29 58.140 W9 41.589	104,57
0,80	0,80	2		8,70	 1 N29 58.502 W9 41.324	103,77
1,55	0,75	3		7,95	 2 N29 58.449 W9 41.773	103,02
2,74	1,19	4		6,76	 3 N29 59.079 W9 41.840	101,83
2,97	0,23	5		6,53	 4 N29 59.201 W9 41.865	101,60
0,80		MAROC HISTORIC RALLY 2026				

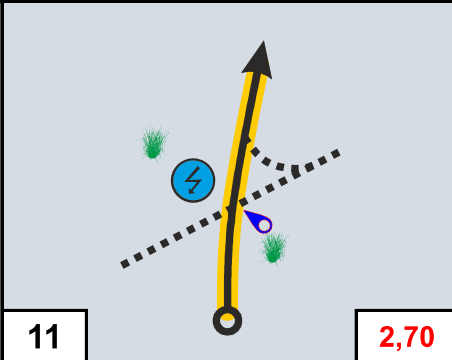
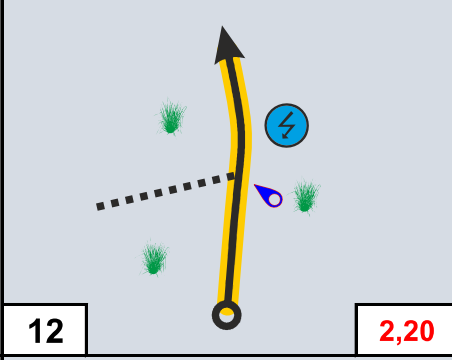
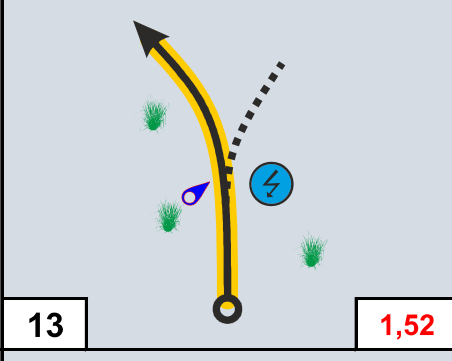
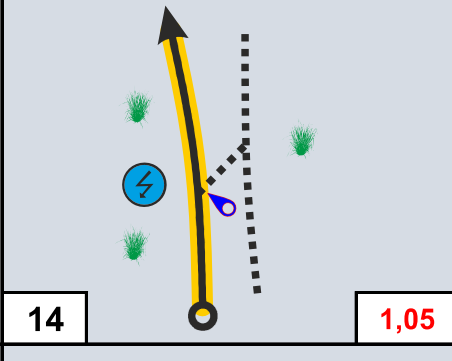
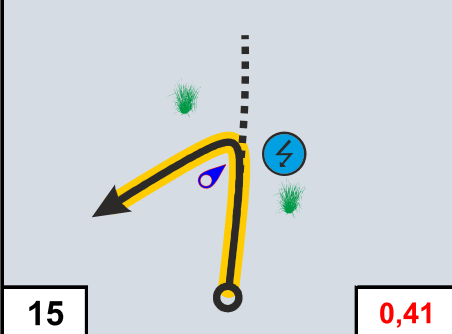
29

Date	FRIDAY 15/05/2026		TC	29 MASSA		Distance Km	104,57		
Section	13		TC	29A PARADIS PLAGÉ – RALLY FINISH		Target Time	2:22		
Sector	47		SS	29 MASSA		Km	9,50		
Distance			Direction	T G	Information	Dist. Repr.			
Total	Partial								
3,77	0,80			6	5,73		N29 59.612 W9 41.994		100,80
4,00	0,23			7	5,50		N29 59.694 W9 42.101		100,57
4,18	0,18			8	5,32		N29 59.789 W9 42.086		100,39
5,92	1,74			9	3,58		N30 0.570 W9 41.522		98,65
6,49	0,57			10	3,01		N30 0.822 W9 41.323		98,08

29

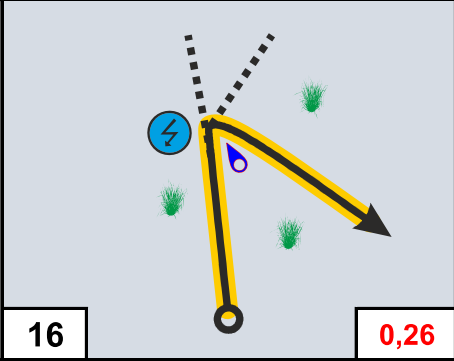
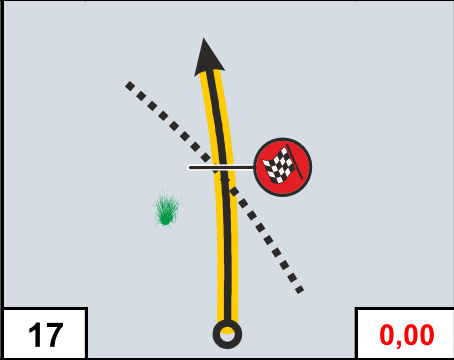
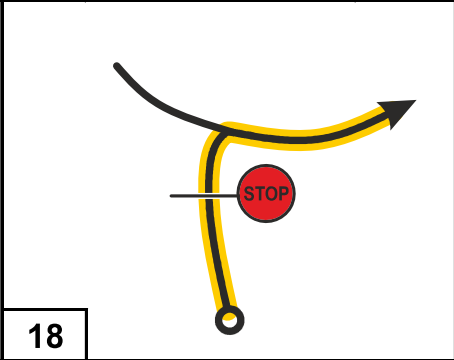

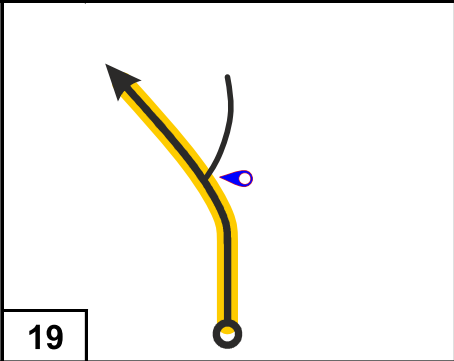
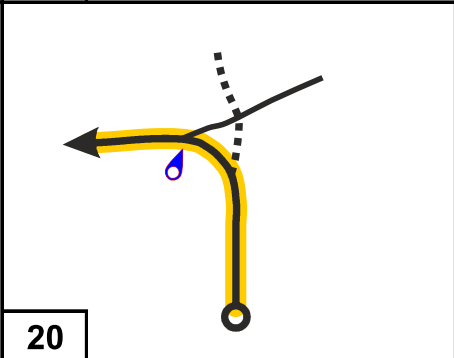
0,31

MAROC HISTORIC RALLY 2026

Date	FRIDAY 15/05/2026		TC	29 MASSA		Distance Km	104,57	
Section	13		TC	29A PARADIS PLAGÉ – RALLY FINISH		Target Time	2:22	
Sector	47		SS	29 MASSA		Km	9,50	
Distance			Direction			Information		Dist. Repr.
Total	Partial				T G			
6,80	0,31				10	N30 0.951 W9 41.201		97,77
		11	2,70					
7,30	0,50				11	N30 1.134 W9 40.972		97,27
		12	2,20					
7,98	0,68				12	N30 1.374 W9 40.655		96,59
		13	1,52					
8,45	0,47				13	N30 1.619 W9 40.633		96,12
		14	1,05					
9,09	0,64				14	N30 1.949 W9 40.739		95,48
		15	0,41					

29

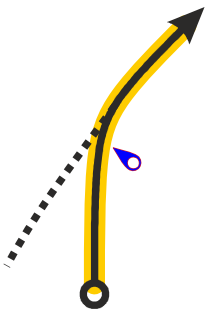
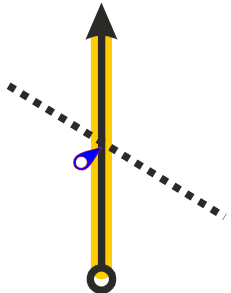
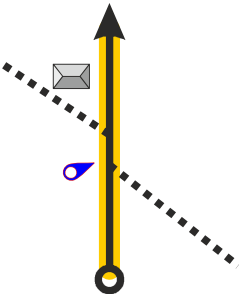
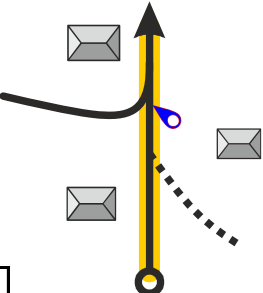
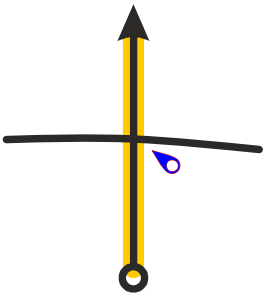
0,15

Date	FRIDAY 15/05/2026		TC	29 MASSA		Distance Km	104,57											
Section	13		TC	29A PARADIS PLAGÉ – RALLY FINISH		Target Time	2:22											
Sector	47		SS	29 MASSA		Km	9,50											
Distance			Direction	T G	Information	Dist. Repr.												
Total	Partial																	
9,24	0,15			15	N30 1.907 W9 40.804	95,33												
		16	0,26															
9,50	0,26								17	N30 2.026 W9 40.759	95,07							
		17	0,00															
9,80	0,30													STOP 	N30 2.185 W9 40.760	94,77		
		18																
11,56	1,76			19	N30 2.270 W9 39.691	93,01												
		19																
11,81	0,25								20	N30 2.249 W9 39.538	92,76							
		20																
	1,81																	

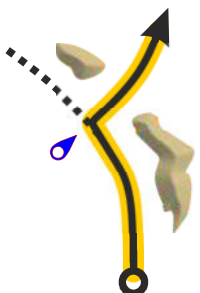
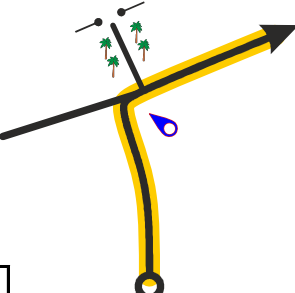
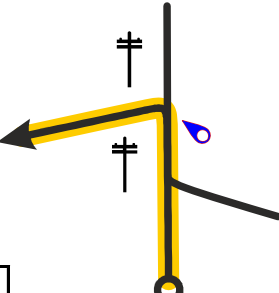
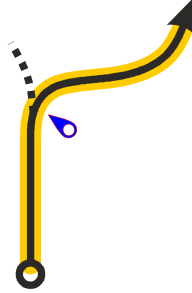
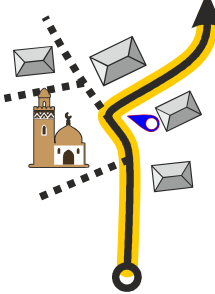
29

Date		FRIDAY 15/05/2026		TC 29 MASSA		Distance Km	104,57
Section		13		TC 29A PARADIS PLAGÉ – RALLY FINISH		Target Time	2:22
Sector		47				Average Km/h	44,2
Distance				Direction	T G	Information	Dist. Repr.
Total	Partial						
13,62	1,81	21				N30 1.987 W9 39.079	90,95
14,62	1,00	22				N30 1.853 W9 38.494	89,95
15,54	0,92	23				N30 2.308 W9 38.423	89,03
16,32	0,78	24				N30 2.074 W9 38.011	88,25
23,40	7,08	25				N30 5.022 W9 39.684	81,17

0,28

Date	FRIDAY 15/05/2026		TC	29 MASSA		Distance Km	104,57		
Section	13		TC	29A PARADIS PLAGÉ – RALLY FINISH		Target Time	2:22		
Sector	47						Average Km/h	44,2	
Distance			Direction	T G	Information	Dist. Repr.			
Total	Partial								
23,68	0,28	26			N30 5.164 W9 39.642	80,89			
25,22	1,54	27			N30 5.946 W9 39.350	79,35			
28,20	2,98	28			N30 7.479 W9 38.832	76,37			
28,39	0,19	29			N30 7.573 W9 38.789	76,18			
29,79	1,40	30			N30 8.228 W9 38.400	74,78			
5,73									

MAROC HISTORIC RALLY 2026

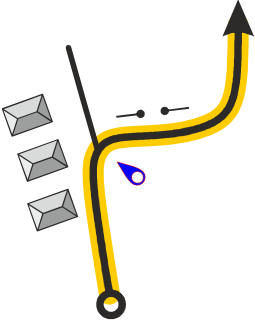
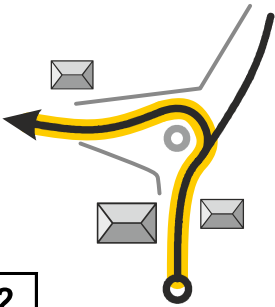
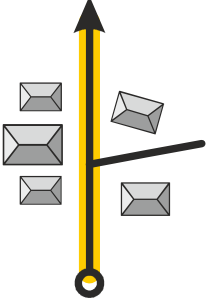
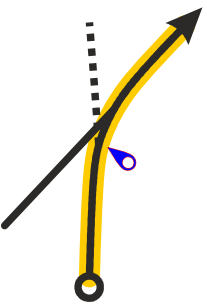
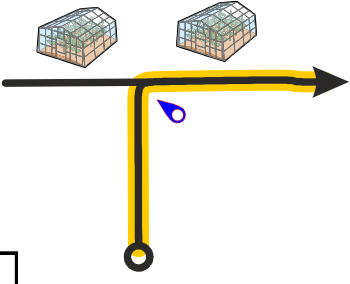
Date	FRIDAY 15/05/2026		TC	29 MASSA		Distance Km	104,57	
Section	13		TC	29A PARADIS PLAGÉ – RALLY FINISH		Target Time	2:22	
Sector	47					Average Km/h	44,2	
Distance			Direction	T G	Information	Dist. Repr.		
Total	Partial							
35,52	!	5,73			N30 10.840 W9 36.841	69,05		
35,91		0,39			N30 10.992 W9 36.701	68,66		
37,25		1,34			N30 10.907 W9 35.887	67,32		
37,58		0,33			N30 11.076 W9 35.853	66,99		
40,92	!!	3,34			N30 12.728 W9 35.454	63,65		

0,10

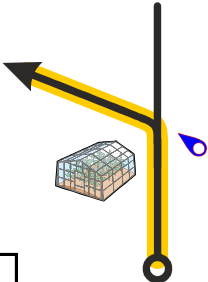
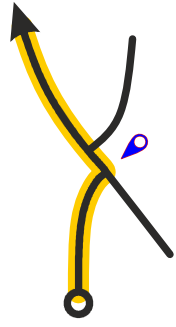
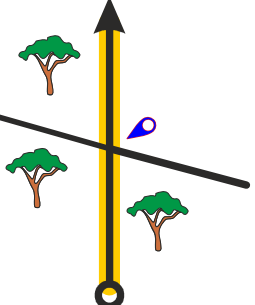
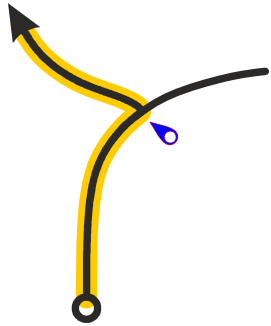
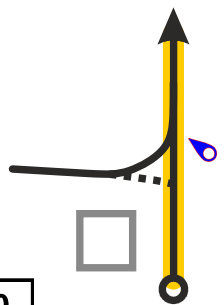
MAROC HISTORIC RALLY 2026

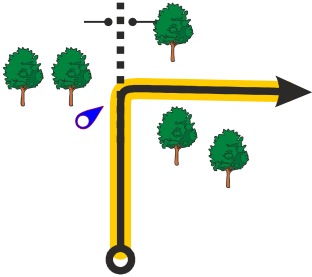
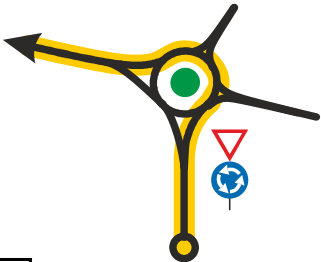
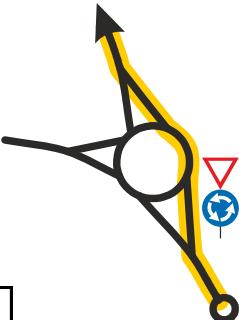
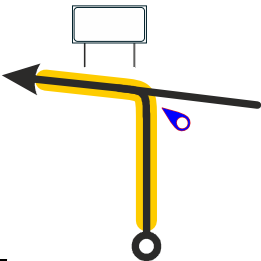


Date	FRIDAY 15/05/2026		TC	29 MASSA		Distance Km	104,57	
Section	13		TC	29A PARADIS PLAGÉ – RALLY FINISH		Target Time	2:22	
Sector	47					Average Km/h	44,2	
Distance			Direction	T G	Information	Dist. Repr.		
Total	Partial							
41,02	0,10	36			N30 12.766 W9 35.418	63,55		
43,63	!	37			N30 13.929 W9 34.602	60,94		
43,80	0,17	38			N30 13.956 W9 34.499	60,77		
44,11	0,31	39			N30 14.094 W9 34.428	60,46		
44,20	0,09	40			N30 14.103 W9 34.368	60,37		

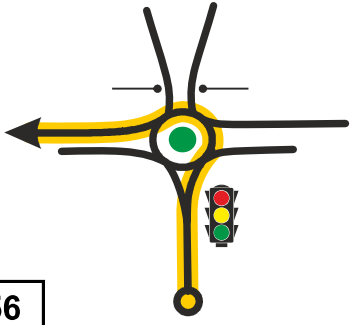


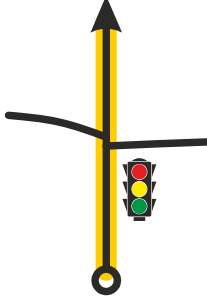

0,18

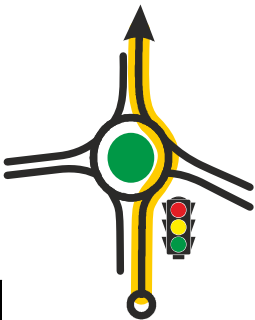


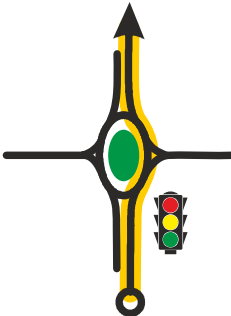


Date	FRIDAY 15/05/2026		TC	29 MASSA		Distance Km	104,57		
Section	13		TC	29A PARADIS PLAGÉ – RALLY FINISH		Target Time	2:22		
Sector	47						Average Km/h	44,2	
Distance			Direction	T G	Information	Dist. Repr.			
Total	Partial								
44,38	0,18				N30 14.145 W9 34.297	60,19			
48,25	3,87				N30 15.377 W9 33.066	56,32			
48,49	0,24				N30 15.471 W9 32.980	56,08			
49,40	0,91				N30 15.948 W9 32.910	55,17			
51,35	1,95				N30 16.739 W9 32.213	53,22			

0,14

Date		FRIDAY 15/05/2026		TC 29 MASSA		Distance Km	104,57
Section		13		TC 29A PARADIS PLAGÉ – RALLY FINISH		Target Time	2:22
Sector		47				Average Km/h	44,2
Distance				Direction	T G	Information	Dist. Repr.
Total	Partial						
51,49	0,14	46			N30 16.736 W9 32.122	53,08	
55,94	4,45	47			N30 18.658 W9 30.986	48,63	
57,84	1,90	48			N30 19.372 W9 31.814	46,73	
59,25	!! 1,41	49			N30 19.873 W9 32.393	45,32	
59,83	0,58	50			N30 19.944 W9 32.692	44,74	
3,40							




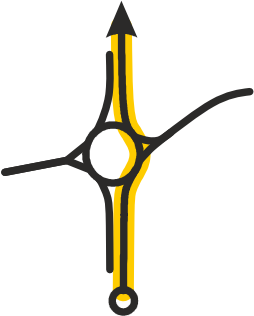
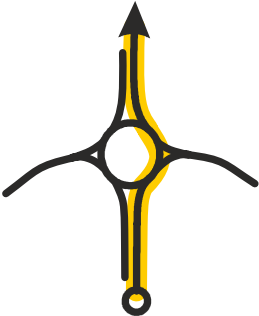
Date	FRIDAY 15/05/2026	TC	29 MASSA	Distance Km	104,57	
Section	13	TC	29A PARADIS PLAGÉ – RALLY FINISH	Target Time	2:22	
Sector	47			Average Km/h	44,2	
Distance		Direction	T G	Information	Dist. Repr.	
Total	Partial					
63,23	3,40	51		N30 20.411 W9 34.346	41,34	
64,79	1,56	52		N30 21.025 W9 33.731	39,78	
65,15	0,36	53		N30 21.190 W9 33.750	39,42	
65,40	0,25	54		 TIKIDA GOLF PALACE MASDAR HOTEL GOLF SPA	N30 21.310 W9 33.690	39,17
66,49	1,09	55		N30 21.726 W9 34.164	38,08	
	2,04					

Date	FRIDAY 15/05/2026		TC	29 MASSA		Distance Km	104,57		
Section	13		TC	29A PARADIS PLAGÉ – RALLY FINISH		Target Time	2:22		
Sector	47						Average Km/h	44,2	
Distance			Direction	T G	Information	Dist. Repr.			
Total	Partial								
68,53	2,04			56	N30 22.504 W9 33.422	36,04			
69,34	0,81								
69,67	0,33			58	N30 22.886 W9 33.924	34,90			
70,55	0,88								
72,03	1,48			60	N30 23.849 W9 34.868	32,54			
0,65		<p style="text-align: center;">MAROC HISTORIC RALLY 2026</p>							

Date	FRIDAY 15/05/2026		TC	29 MASSA		Distance Km	104,57		
Section	13		TC	29A PARADIS PLAGÉ – RALLY FINISH		Target Time	2:22		
Sector	47						Average Km/h	44,2	
Distance			Direction	T G	Information	Dist. Repr.			
Total	Partial								
72,68	0,65	61			 N30 24.159 W9 35.074	31,89			
73,28	0,60	62			N30 24.436 W9 35.256	31,29			
74,67	1,39	63			N30 24.908 W9 35.919	29,90			
75,07	0,40	64			N30 25.100 W9 36.030	29,50			
75,65	0,58	65			N30 25.259 W9 36.318	28,92			

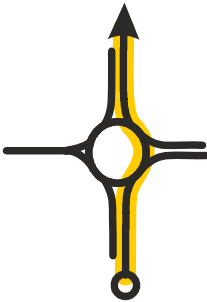




0,45

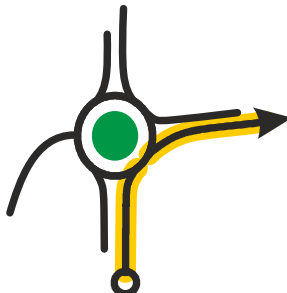
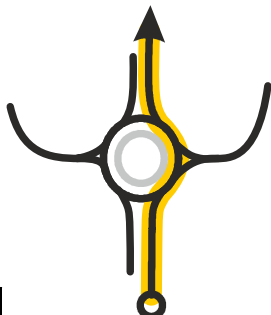
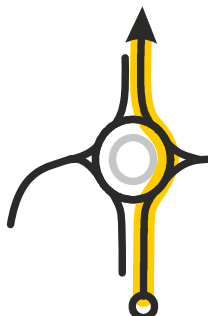
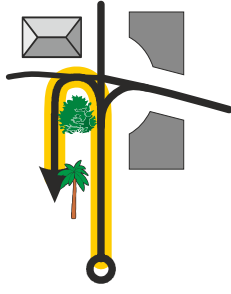



MAROC HISTORIC RALLY 2026

Date	FRIDAY 15/05/2026		TC	29 MASSA		Distance Km	104,57		
Section	13		TC	29A PARADIS PLAGÉ – RALLY FINISH		Target Time	2:22		
Sector	47						Average Km/h	44,2	
Distance			Direction	T G	Information	Dist. Repr.			
Total	Partial								
76,10	0,45		66			N30 25.404 W9 36.552		28,47	
76,86	0,76		67			N30 25.581 W9 36.969		27,71	
80,38	3,52		68			N30 26.424 W9 38.559		24,19	
81,54	1,16		69			N30 26.874 W9 39.045		23,03	
81,85	0,31		70			N30 26.930 W9 39.226		22,72	

1,13

MAROC HISTORIC RALLY 2026

Date	FRIDAY 15/05/2026		TC	29 MASSA		Distance Km	104,57		
Section	13		TC	29A PARADIS PLAGÉ – RALLY FINISH		Target Time	2:22		
Sector	47						Average Km/h	44,2	
Distance			Direction	T G	Information	Dist. Repr.			
Total	Partial								
82,98	1,13					N30 27.414 W9 39.621		21,59	
83,53	0,55					N30 27.681 W9 39.776		21,04	
86,21	2,68					N30 29.084 W9 40.152		18,36	
87,85	1,64					N30 29.818 W9 40.368		16,72	
89,69	1,84					N30 30.446 W9 40.756		14,88	
	1,16		MAROC HISTORIC RALLY 2026						

Date	FRIDAY 15/05/2026	TC	29 MASSA	Distance Km	104,57
Section	13	TC	29A PARADIS PLAGÉ – RALLY FINISH	Target Time	2:22
Sector	47			Average Km/h	44,2
Distance		Direction	T G	Information	Dist. Repr.
Total	Partial				
90,85	1,16			N30 31.005 W9 41.064	13,72
96,79	5,94			N30 32.985 W9 42.321	7,78
99,00	2,21			N30 32.955 W9 43.675	5,57
104,47	5,47			N30 35.103 W9 45.399	0,10
104,57	0,10			 29A  PARADIS PLAGÉ SURF YOGA SPA & ECO RESORT N30 35.085 W9 45.392	0,00



Friday, 15 May 2026

Rally Finish

Paradis Plage

Agadir

Sector 47



Interactive
Maps

30°35'04.0"N 9°45'23.0"W




TC 29A



PARADIS PLAGES

SURF YOGA SPA & ECO RESORT





MAROC

HISTORIC RALLY



PARADIS PLAGES

SURF YOGA SPA & ECO RESORT

